



Rigid Truck – Higher Mass Limits 12.5m long (23.0t)

This vehicle operates at Higher Mass Limits on a specified route network if fitted with road friendly suspension.



Articulated Vehicle – Higher Mass Limits 19.0m long (40.0 t)

This combination operates at Higher Mass Limits on a specified route network if fitted with road friendly suspension.



Articulated Vehicle – Higher Mass Limits 19.0m long (45.5t)

This combination fitted with a tri-axle group operates at Higher Mass Limits on a specified route network if accredited under an approved mass management scheme and fitted with road friendly suspension.



Rigid Truck and 3 Axle Dog Trailer Combination 19.0m long

This combination operates up to a gross mass of 45.0t on roads generally, but is not permitted to travel over a number of specified bridges.



Rigid Truck and 4 Axle Dog Trailer Combination 19.0m long

This combination operates up to a gross mass of 49.5t on roads generally, but is not permitted to travel over a number of specified bridges.



Rigid Truck and 5 Axle Dog Trailer Combination 23.0m long

This combination operates up to a gross mass of 59.0t on a specified route network confined mainly to country grain growing areas of South Australia.



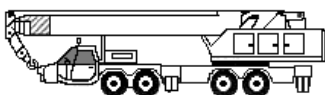
Stinger Car Carrier 23.0m long 32.0t (HML)

This combination operates on a specified route network throughout South Australia. It can also operate at Higher Mass Limits on a more restricted network if fitted with road friendly suspension.



Stinger Car Carrier 25.0m long 32.0t (HML)

This combination operates on a specified route network throughout South Australia. It can also operate at Higher Mass Limits on a more restricted network if fitted with road friendly suspension.



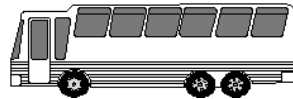
Mobile Crane 14.5m long

This crane operates at a gross mass of 40.0t with very high axle loads on a specified route network throughout South Australia.



Bus – Higher Mass Limits 12.5m long

This bus operates at Higher Mass Limits on a specified route network if fitted with road friendly suspension.



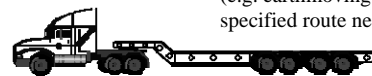
Bus – Higher Mass Limits 14.5m long

This bus exceeds the general access length limit of 12.5m and therefore operates on a specified route network throughout South Australia.



Low Loader 49.5t

This combination carries large indivisible loads (e.g. earthmoving equipment) and operates on a specified route network throughout South Australia.



Low Loader 59.5t

This combination carries very large indivisible items (e.g. earthmoving equipment) and operates on a specified route network throughout South Australia.



B-Double 23.0m long (59.0t)

This combination operates throughout South Australia on a specified route network, generally on a depot to depot basis.



B-Double 26.0m long (62.5t)

This combination operates extensively throughout South Australia on a specified route network, generally on a depot to depot basis.



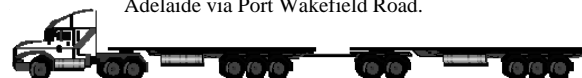
Articulated vehicle towing a Converter Dolly 25.0m long (45.5t)

This configuration allows the converter dolly of a road train to be transported to an operator's depot where road train access is not permitted. This configuration operates on a specified route network.



Double Road Train 32.0m long (79.0t)

Short road trains (32.0m) operate on all double road train routes in addition to some extra routes on the West Coast of South Australia to facilitate grain carting.



Double Road Train 36.5m long (79.0t)

Double road trains consisting of full length semi trailers operate on a specified route network mainly in the northern areas of South Australia. Under strict conditions they can access northern Adelaide via Port Wakefield Road.



Triple Road Train 53.5m long (115.5t)

Triple road trains operate on the Stuart Highway between Port Augusta and the Northern Territory and from Pimba via Woomera to Olympic Dam.